









## Summary Sheet for Identifying Life Purpose

(make copies for re-use or visit [www.DestinyAtYourFingertips.com](http://www.DestinyAtYourFingertips.com) to download this page.)

### Step #1—Identify Fingerprint Types (see book for subtypes, if necessary)

<i>Whorl</i>		<i>Loop</i>		<i>Tented Arch</i>		<i>Arch</i>	
	 4 pts		 3 pts		 2 pts		 1 pt

### Step #2—Fill-In Fingerprint Chart w/Symbols

	<i>Thumb</i>	<i>Index</i>	<i>Middle</i>	<i>Ring</i>	<i>Pinkie</i>
<i>Right</i>					
<i>Left</i>					

### Step #3—Add Ranking Points in Corner for Each Fingerprint

#### Step #4—Circle your High-Ranking Fingers and Read On!

	<i>Thumb</i>	<i>Index</i>	<i>Middle</i>	<i>Ring</i>	<i>Pinkie</i>
<i>Right</i>	Successful	Leader	Business	Artist	Messenger
<i>Left</i>	“Family”	Passions	Mentor	Innovator	Healer

**#4a:** If you have **fewer than six** fingerprints tying for high rank, decode according to the chart above denoting **Each Individual Finger’s Life Purpose**. Check for doubles then string all the words for your Life Purpose together and write below.

**#4b:** If you have **doubles** tied for high-ranking (for example: *both* thumbs or *both* index fingers have high-ranking fingerprints) use the purposes below.

Double Thumb=Success  
 Double Index=Leader      Double Ring=Artist  
 Double Middle=Mentor      Double Pinkie=Healer

**#4c:** If you have **six or more fingerprints** tying for high-rank use the **Group Life Purpose** associated with the fingerprint type itself and write in below.

6 or more Whorls=Master of Service      6 or more Tented Arches=Master of Wisdom  
 6 or more Loops=Master of Love      6 or more Arches=Master of Peace

My Life Purpose Is: \_\_\_\_\_

See Life Purpose chapters in *Destiny at Your Fingertips* for full explanations.